

Porcelain Tiles

G R O U N D

geotiles
cerámica




GROUND


Cement Look Collection



PERLA



GRIS



MARENGO



ARENA



Porcelain tile
Porcelánico



Rectified
Rectificado



Natural
Natural



Matt surface
Superficie Mate



Hygienic and Anti-Allergenic
Higiénico y antialérgico



Fireproof
Ignífugo



Durable and resistant
Duradero y resistente



UV Resistant
Resistente a los rayos UVA



Easy maintenance
Fácil mantenimiento



Responsible
Responsable



High Shade Variation
Destonificado

Perla

Gris

Marengo

Arena





PERLA

120x120 **48"x48"**
NATURAL RECTIFIED

GROUND MARENCO

120x120 **48"x48"**
NATURAL RECTIFIED

Porcelain Tiles



75x150 **30"x60"**
NATURAL RECTIFIED



60x120 **24"x48"**
NATURAL RECTIFIED



30x60 **12"x24"**
NATURAL RECTIFIED



30,3x61,3 **12"x24"**
NATURAL - NATURAL ADZ



120x120 **48"x48"**
NATURAL RECTIFIED



90x90 **36"x36"**
NATURAL RECTIFIED



60x60 **24"x24"**
NATURAL RECTIFIED



60,8x60,8 **24"x24"**
NATURAL - NATURAL ADZ



GROUNDHEX
25,8x29 **10"x11"**
NATURAL

**SPECIAL PIECES/
PIEZAS ESPECIALES**



MALLA
30x30 (5x5)
12"x12"



MALLA HEX
32,5x22,5
13"x9"



GRIS

120x120 48"x48"
NATURAL RECTIFIED

Porcelain Tiles




75x150 **30"x60"**
NATURAL RECTIFIED



60x120 **24"x48"**
NATURAL RECTIFIED



30x60 **12"x24"**
NATURAL RECTIFIED



30,3x61,3 **12"x24"**
NATURAL - NATURAL ADZ



120x120 **48"x48"**
NATURAL RECTIFIED




90x90 **36"x36"**
NATURAL RECTIFIED



60x60 **24"x24"**
NATURAL RECTIFIED



60,8x60,8 **24"x24"**
NATURAL - NATURAL ADZ



GROUNDHEX
25,8x29 **10"x11"**
NATURAL

**SPECIAL PIECES/
PIEZAS ESPECIALES**



MALLA
30x30 (5x5)
12"x12"



MALLA HEX
32,5x22,5
13"x9"



MARENGO


120x120 **48"x48"**
NATURAL RECTIFIED

GROUNDHEX GRIS
25,8x29 **10"x11"**
NATURAL

Porcelain Tiles



75x150 **30"x60"**
NATURAL RECTIFIED



60x120 **24"x48"**
NATURAL RECTIFIED



30x60 **12"x24"**
NATURAL RECTIFIED



30,3x61,3 **12"x24"**
NATURAL - NATURAL ADZ



120x120 **48"x48"**
NATURAL RECTIFIED




90x90 **36"x36"**
NATURAL RECTIFIED



60x60 **24"x24"**
NATURAL RECTIFIED




60,8x60,8 **24"x24"**
NATURAL - NATURAL ADZ



GROUNDHEX
25,8x29 **10"x11"**
NATURAL

**SPECIAL PIECES/
PIEZAS ESPECIALES**



MALLA
30x30 (5x5)
12"x12"



MALLA HEX
32,5x22,5
13"x9"




ARENA

120x120 48"x48"
NATURAL RECTIFIED


Porcelain Tiles



75x150 **30"x60"**
NATURAL RECTIFIED




60x120 **24"x48"**
NATURAL RECTIFIED



30x60 **12"x24"**
NATURAL RECTIFIED




30,3x61,3 **12"x24"**
NATURAL - NATURAL ADZ




120x120 **48"x48"**
NATURAL RECTIFIED



90x90 **36"x36"**
NATURAL RECTIFIED



60x60 **24"x24"**
NATURAL RECTIFIED



60,8x60,8 **24"x24"**
NATURAL - NATURAL ADZ



GROUNDHEX
25,8x29 **10"x11"**
NATURAL

**SPECIAL PIECES/
PIEZAS ESPECIALES**



MALLA
30x30 (5x5)
12"x12"



MALLA HEX
32,5x22,5
13"x9"

2
cm

GEOTWO



**ADZ GROUND
GRIS**

61x61 24"x24"
NATURAL ADZ

GROUND MARENCO

120x120 48"x48"
NATURAL RECTIFIED

GEO TWO COLLECTION



Porcelain Tiles



**ADZ GROUND
PERLA**

61x61 **24"x24"**
2CM
NATURAL ADZ



**ADZ GROUND
GRIS**

61x61 **24"x24"**
2CM
NATURAL ADZ



**ADZ GROUND
MARENGO**

61x61 **24"x24"**
2CM
NATURAL ADZ



**ADZ GROUND
ARENA**

61x61 **24"x24"**
2CM
NATURAL ADZ

WALL TILES · WHITE BODY



GROUND PERLA

30x60 12"x24"
RECTIFIED SLIM
WALL TILES

RLV GROUND PERLA

30x60 12"x24"
RECTIFIED SLIM
WALL TILES

WALL TILES



White Body Tiles



GROUND PERLA
30x60 *12"x24"*
RECTIFIED SLIM



GROUND ARENA
30x60 *12"x24"*
RECTIFIED SLIM




RLV GROUND PERLA
30x60 *12"x24"*
RECTIFIED SLIM



RLV GROUND ARENA
30x60 *12"x24"*
RECTIFIED SLIM



GROUND GRIS
30x60 *12"x24"*
RECTIFIED SLIM



GROUND MARENGO
30x60 *12"x24"*
RECTIFIED SLIM



PACKING LIST

Porcelain Tiles	Pes/Box Pz/Caja	Sqm/Box m²/Caja	Boxes/Pallet Cajas/Pale	Sqm/Pallet m²/Palet	Kg/Box Kg/Caja	Kg/Pallet Kg/Palet
75x150	1	1,13	40	45,2	28	1.184
120x120	1	1,44	36	51,84	38,4	1.422,4
60x120	2	1,44	32	46,08	34,5	1.129
90x90	2	1,62	27	43,74	42	1.164
61x61	2	0,74	30	22,20	33	1.010
60,8x60,8	4	1,48	30	44,4	31	950
60x60	4	1,44	30	43,2	30	920
30x60	6	1,08	48	51,84	22,35	1.093
30,3x61,3	7	1,3	40	52	25	1.020
30x30 (5x5)	11	1	42	42	23	1.100
25,8x29	18	1	48	48	22,5	1.095

White Body Tiles

30x60 Rect. (F)	9	1,62	60	97,20	20	1.240
-----------------	---	------	----	-------	----	-------

GEOTILES reserves the right to modify the packing of any product reference.
 GEOTILES se reserva el derecho a modificar el packing (en relación al espesor de la pieza).

Geotiles S.L.U. operates a policy of continuous development and reserves the right to make changes to its products, colours, engineering specifications, packaging codes without prior notice. Geotiles has taken every effort to ensure that the information contained in the catalogue is correct at the time of publication. Due to the limitations of the printing process, the colours reproduced may vary slightly from the original product.

Geotiles S.L.U. aplica una política de continuo desarrollo de sus productos y se reserva el derecho a realizar cambios en los productos, colores, especificaciones técnicas y códigos sin previo aviso. Geotiles ha realizado un esfuerzo considerable para que toda la información sea adecuada en el momento de la publicación del catálogo. A causa de las limitaciones del proceso de impresión los colores reproducidos pueden sufrir ligeras variaciones con respecto al producto original.

SPECIAL PIECES

Special angle / Ángulo gradone recto



Special step / Peldaño gradone recto



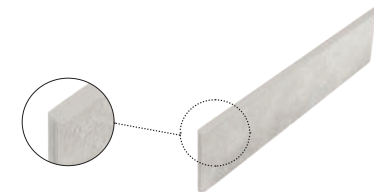
Step / Peldaño romo



Angle / Ángulo romo



Skirting / Rodapié romo



TECHNICAL FEATURES CARACTERÍSTICAS TÉCNICAS

Porcelain Tiles

GROUND



GROUNDHEX



ADZ GROUND



White Body Tiles

GROUND



STANDARD NORMES NORMAS DE ENSAYO	ISO 10545-2	ISO 10545-3	ISO 10545-4	ISO 10545-6	ISO 10545-9	ISO 10545-12	ISO 10545-13	ISO 10545-14	DIN 51E30 DIN 51097 UNE-ENV 12633 ASTM C 1028
VALUE REQUIRED BY EN 14411 STANDARD VALORES PRESCRITOS NORMA EN 14411		< 0,5%	> 35 N/mm ² > 1300 N	Máx.175 mm ³	Test method available Método de ensayo disponible	Test method available Método de ensayo disponible	Test method available Método de ensayo disponible	Test method available Método de ensayo disponible	R Rating Clase
AVERAGE VALUE VALOR MEDIO	Conforms to Standard Cumple la norma	0,1%	35-45 N/mm ² 1800-2500 N	110-130 mm ³	Resists Resiste	Resists Resiste	Conforms to Standard Cumple la norma	Conforms to Standard Cumple la norma	According to models Según modelos

Group BIa (gl) Water Absorption <0.5% / Grupo BIa (gl) Absorción de Agua <0.5%

Dimensional Features Características dimensionales	Water absorption Absorción de agua	Modulus of rupture Resistencia a la flexión	Resistance to deep abrasion (mm ³) Resistencia a la abrasión profunda (mm ³)
Thermal shock resistance Resistencia al choque térmico	Frost resistance Resistencia a la helada	Chemical resistance Resistencia química Ácidos and bases Ácidos y bases	Cleaning products and pool reactive agents Productos de limpieza y reactivos de piscinas
Resistance to stains Resistencia a las manchas	Slip Resistance Resistencia al deslizamiento		

STANDARD NORMES NORMAS DE ENSAYO	ISO 10545-2	ISO 10545-3	ISO 10545-4	ISO 10545-8	ISO 10545-13
VALUE REQUIRED BY EN 14411 STANDARD VALORES PRESCRITOS NORMA EN 14411		> 10%	> 15 N/mm ² > 600 N	Test method available Método de ensayo disponible	Test method available Método de ensayo disponible
AVERAGE VALUE VALOR MEDIO	Conforms to Standard Cumple la norma	14-16%	20-30 N/mm ² 700-1000 N	< 70 x 10 ⁻⁶ °C ⁻¹	Conforms to Standard Cumple la norma

Group BIII (gl) Water Absorption >10% / Grupo BIII (gl) Absorción de Agua >10%

Dimensional Features Características dimensionales	Water absorption Absorción de agua	Modulus of rupture Resistencia a la flexión	Linear thermal expansion Dilatación térmica lineal	Resistance to stains Resistencia a las manchas
Chemical resistance Resistencia química Ácidos and bases Ácidos y bases	Cleaning products and pool reactive agents Productos de limpieza y reactivos de piscinas			

geotiles
cerámica

GEOILES, S.L.U.
Carretera Vila-real - Onda, Km.6
Apdo Correos 116
12540 Vila-real (Castellón) SPAIN
Tel.: +34 964 522 700
www.geotiles.com